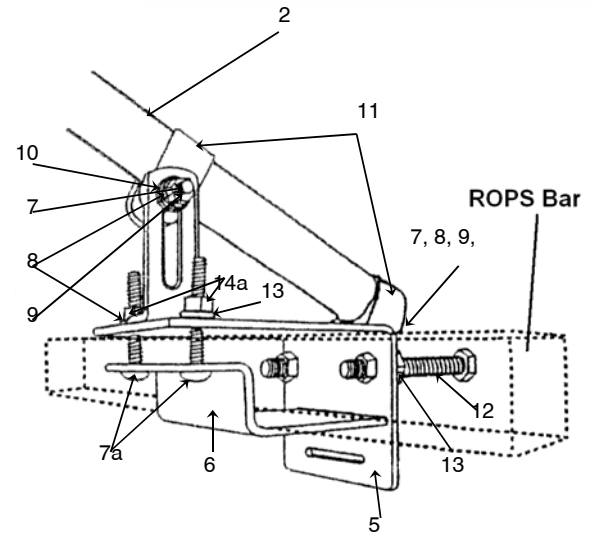

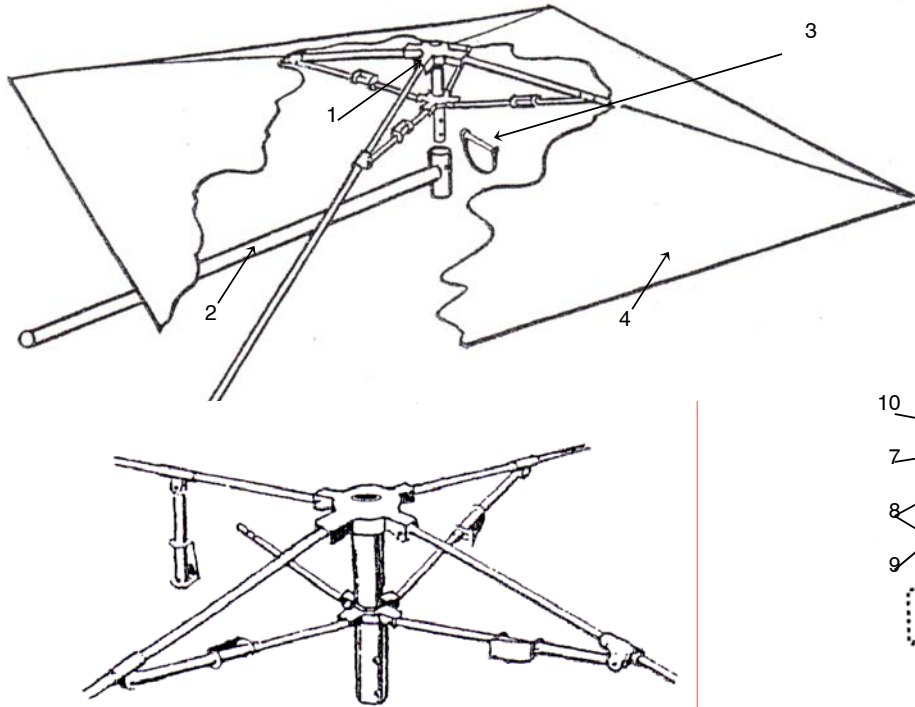




Assembly Instructions and Repair Parts list for RU-50 'ROPS' TRACTOR UMBRELLA



Parts List RU-50 'ROPS' Tractor Umbrella With Bracket

Illustration Number	Snowco Part No.	Description	Qty.
1	405163	ROPS Frame	1
2	405165	ROPS Shaft w/ Tee	1
3	405258	Lock Pin - 1/4" x 1.75" Round	1
4	405123	Cover, RU/TU-50 (Specify Color if applicable)	1
5	454705	Top ROPS Bracket Assembly	1
6	450250	Bottom ROPS Bracket	1
7	490212	Bolt, Carr 3/8" - 16 x 2-1/2"	4
8	491071	Washer Spring Lock 3/8"	4
9	491003	Hut HH NC Reg 3/8"	4
10	491061	Washer Flat 3/8"	1
11	405204	Clamp Plain Body Tube	2
12	490215	Bolt, 1/2" - 13 x 3.5" UNC Hex Head	2
13	490216	Nut, 1/2" - 13 UNC Hex Head	2

Assembly Instructions

Mounting Bracket

1. Remove (#2) ROPS Shaft w/ Tee from both (#11) clamps.
2. Only unfasten (#9a) nuts from (#7a) bolts to break loose preassembled mounting bracket.
3. Place (#5) Top ROPS bracket with clamps and pre-assembled hardware over ROPS bar as shown in illustration. The ROPS bar dimensions can vary from 2" x 2" to 3" x 3"
4. Connect (#6) Bottom ROPS bracket into (#5) bracket by inserting the tongue into the groove of the top bracket and secure the assembly by using the (#7a) bolts, two (#8) lock washers and (#9a) nuts.
5. Secure the bracket assembly around the ROPS bar by tightening (#12) bolts. Lock (#13) nuts to hold (#12) bolts in place.

ROPS Umbrella

1. Insert (#2) ROPS Shaft w/Tee into both (#11) clamps on installed mounting bracket. Then tighten (#9) nuts on clamp assembly.
2. Place (#4) cover over (#1) ROPS Frame assembly and hook corners to bows.
3. Raise each bow individually until locked into open position. Each bow has two positions in which it can be locked open. This is to allow for any stretch in canvas.
4. Insert (#1) ROPS Frame assembly with canvas attached, into tube on (#2) shaft and insert (#3) lock pin and close. If necessary adjust (#1) Frame (in highest setting) so that (#4) cover does not contact any part of bracket.



Femco/Snowco
1132 W. 1ST STREET
McPherson, KS 67460
Phone: 1-800-677-0898
Fax: (620) 241-3532